

COLORBODY™ PORCELAIN  
IMAGICA™





# IMAGICA™

COLORBODY™ PORCELAIN



## POWERFUL PERFORMANCE WITH THE LOOK OF LUXURY

Urban skylines and sleek lines inspired the modern, stained concrete look of Imagica. Fashionable and on-trend, metropolitan-inspired colors like Vision, Cosmo, Haze, and Midnight transform your space into downtown chic. Diverse sizes and large-scale options make this collection a hit for commercial areas. Simple to maintain and very durable, Imagica makes a bold statement.

### SLEEK STONE & CEMENT VISUAL

Modern designs mimic a stained concrete look for on-trend appeal.

### LARGE SCALE & LINEAR SIZES

Perfectly suited for large projects and open spaces requiring bold design.

### UNIQUE COLOR OPTIONS

Make a statement with styled color options and cool, contemporary tones.

### DURABLE & LOW MAINTENANCE

Stands up to high traffic areas requiring ultimate performance standards.

## FINISH THE LOOK


Create a custom look with unique tile pattern ideas.



**ALTERNATING VERTICAL**  
12" x 24" & 24" x 24"



**LARGE CATWALK**  
12" x 24" & 4" x 24" border



**STAGGERED BRICKWORK**  
8" x 48", 6" x 48" and 4" x 48"

Cover photo features Midnight in 8 x 48, 6 x 48 and 4 x 48 in a random staggered brickwork pattern.  
Above photo features Vision Unpolished 12 x 24 in a staggered brickwork pattern.

# IMAGICA™

## COLORBODY™ PORCELAIN


FIELD TILE



HAZE IG97




VISION IG95



COSMO IG96



MIDNIGHT IG98



UNIVERSAL DECO IG94

# IMAGICA™

## COLORBODY™ PORCELAIN



### SIZES

		SQ.FT. CARTON	PCS. PER CARTON
24 x 24 Field Tile (Unpolished)	23-3/8" x 23-3/8" (59.44 cm x 59.44 cm)	11.64	3
12 x 24 Field Tile (Unpolished & Light Polished)	11-5/8" x 23-3/8" (29.56 cm x 59.44 cm)	11.64	6
8 x 48 Field Tile (Unpolished)	7-3/4" x 46-7/8" (19.71 cm x 119.2 cm)	7.74	3
6 x 48 Field Tile (Unpolished)	5-3/4" x 46-7/8" (14.7 cm x 119.2 cm)	11.64	6
4 x 48 Field Tile (Unpolished)	3-3/4" x 46-7/8" (9.5 cm x 119.2 cm)	7.74	6
4 x 24 Decorative Accent Border	3-7/8" x 23-3/8" (10 cm x 59.44 cm)	--	10

### RESIDENTIAL USAGE

FLOORS	WALLS	COUNTERTOPS	EXTERIOR PATIOS	EXTERIOR POOL DECKS
<b>F</b>	<b>W</b>	<b>C</b>	<b>EP*</b>	<b>ED</b>

Suitable for exterior applications in freezing and non-freezing climates when proper installation methods are followed.

\*Unpolished only

### COMMERCIAL USAGE

	INTERIOR			EXTERIOR	
	RESIDENTIAL	LIGHT COMMERCIAL	COMMERCIAL	RESIDENTIAL	COMMERCIAL
Floors/Patios	✓	✓	✓	✓*	✓*
Walls/Backsplashes	✓	✓	✓	✓	✓
Countertops	✓	✓	✓	✓	✓
Pool Decking					
Pool Linings	✓	✓	✓	✓	✓

Suitable for exterior applications in freezing and non-freezing climates when proper installation methods are followed.

Cove base and corner are clay body ceramic and recommended for exterior applications in non-freezing climates only.

\*Unpolished only



### TRIM

TYPE	NUMBER	SIZE	PCS. PER CARTON
Bullnose	S-43C9	3 x 12	30
Cove Base	S-36C9T	6 x 12	20
Cove Base Corner	SC-36C9T	1 x 6	10

Trim is intended to coordinate with floor field tile in the normal 90-degree installation position.

### SHADE VARIATION



**RANDOM (V4)**

Color variation from tile to tile and within each tile.

### INSTALLATION

THICKNESS	GROUT JOINT RECOMMENDATION
3/8" (4 x 48, 6 x 48, 8 x 48) 5/16" (12 x 24, 24 x 24)	1/8" (3/16" when rectangular sizes are used in a staggered brick-joint pattern, where the overlap does not exceed 33%)

### DYNAMIC C.O.F. (WET) : 2

The higher the rating, the higher the slip resistance.

1 < 0.42

2 ≥ 0.42

### DURABILITY : 4

Floor wear resistance

1 Residential Bathrooms

2 All Residential Areas

3 All Residential / Light Commercial

4 All Residential / Commercial

### STATIC C.O.F. (WET) : 2

1 0.50 - 0.59

2 ≥ 0.60

### TEST RESULTS

	ASTM#	UNPOLISHED RESULT	LIGHT POLISHED RESULT
Water Absorption	C373	< .05%	< .05%
Breaking Strength	C648	> 450 lbs.	> 450 lbs.
Scratch Hardness	MOHS	8	8
Chemical Resistance	C650	Resistant	Resistant
Dynamic C.O.F.	A137.1	Wet: ≥ 0.42	Wet: < 0.42
Static C.O.F.	C1028	Wet: ≥ 0.60 Dry: ≥ 0.70	Wet: ≥ 0.50 Dry: ≥ 0.70

Dynamic C.O.F. (Wet) value as measured by the DCOF AcuTest<sup>SM</sup> helps to assess a product's suitability for a commercial environment. For more information, visit our website at [www.daltile.com/DCOF](http://www.daltile.com/DCOF).



**DESIGN WITH CONFIDENCE™**

7834 C. F. Hawn Freeway | Dallas, TX 75217 | 214.398.1411 800.933.TILE  
For more information about Daltile products and services, visit our website at [DALTILE.COM](http://DALTILE.COM).  
© 2013 Dal-Tile Corporation (10/13).