



DECORATIVE ACCENTS

CRYSTAL SHORES™
GLASS MOSAICS

 **daltile®**
IMAGINE WHAT'S POSSIBLE



Photo features Sapphire Lagoon 2 x 1 brick-joint mosaic.
Cover photo features Hazel Harbor random linear mosaic.

Immerse Yourself in the Mood Enhancing Effect of Crystal Shores™

Give your walls dimension with the modern visual effect of Crystal Shores. This mosaic blends colored crystallized glass and blocks infused with metallic texture for truly radiant designs. An array of beautiful colors available in two sizes amplify the ambience of relaxing bathrooms and dramatic accents.

- MEMORABLE AND ALLURING
 - Offers trend-defining finishes and a high-end visual
 - Unique blend of crackled glass and metallic-look tiles
- VERSATILE APPLICATIONS
 - Two sizes: 2 x 1 brick-joint and a random linear
 - Six different color blends with stunning finishes
 - Coordinates easily with classic and contemporary floor and wall options

2 x 1 BRICK-JOINT MOSAIC



Diamond Delta CS93



Hazel Harbor CS94



Sapphire Lagoon CS95



Emerald Isle CS96



Copper Coast CS97



Aurelian Seas CS98

RANDOM LINEAR MOSAIC



Diamond Delta CS93



Hazel Harbor CS94



Sapphire Lagoon CS95



Emerald Isle CS96



Copper Coast CS97





Aurelian Seas CS98

CRYSTAL SHORES™

GLASS MOSAICS

SIZES


			Thickness	Sq. Ft. per Carton	Pieces Per Carton
	2 x 1 Brick-Joint Mosaic (Mesh-mounted)	(11-3/4" x 12-3/4" Sheet) (29.80 cm x 32.39 cm Sheet)	5/16"	9.70	10
	Random Linear Mosaic (Mesh-mounted)	(11-3/4" x 13-7/8" Sheet) (29.80 cm x 35.24 cm Sheet)	5/16"	9.70	10

APPLICATIONS

	Suitable
Floors	
Walls/Backsplashes	✓
Countertops	
Pool Linings	

Suitable for exterior applications in freezing and non-freezing climates when proper installation methods are followed.

INSTALLATION

Grout Joint Recommendation	Shade Variation
1/8"	 Random (V4)

TEST RESULTS

	ASTM#	Result
Water Absorption	C373	< 0.1%
Breaking Strength	C648	> 100 lbs.
Scratch Hardness	MOHS	4.0
Chemical Resistance	C650	Resistant

Meets ANSI A137.2 for glass tile.

NOTES

Crystal Shores is produced using a special manufacturing process that makes each piece unique. Color, shading and irregular edges are characteristics of Crystal Shores and are inherent in standard production. These subtle variations can impact the final grout joint appearance and enhance the natural visual of this series.

Strong random shading enhances the natural beauty of this product. To achieve optimal results, tile should be selected from multiple cartons and shading arrangement planned prior to installation.

Since there are variations in all glass products, tile supplied for your particular installation may not match these samples. Final color selection should be made from actual tiles and not from tile samples or color reproductions. Manufactured in accordance with ANSI A137.2 standards.

For additional information refer to "Factors to Consider" at daltile.com/Factors.



DESIGNED TO HELP EARN LEED™ CREDITS. For more detailed information, visit daltilegreenworks.com.

SCAN QR CODE FOR PRODUCT INFORMATION

Get a QR Code reader at: GET.DALTILE.COM



7834 C. F. Hawn Freeway, Dallas, Texas 75217 | 1.800.933.TILE

To view the complete collection of Daltile® products and information, visit our website at daltile.com.



IMAGINE WHAT'S POSSIBLE

©2015 Dal-Tile Corporation (3/15)