



FLOOR

SAN MICHELE™

GLAZED PORCELAIN with REVEAL IMAGING®

 **daltile®**
IMAGINE WHAT'S POSSIBLE™



Cover photo features Dorato Vein-Cut 12 x 24 field tile on the wall and Dorato Cross-Cut 12 x 12 field tile on the floor. Above photo features Crema Vein-Cut 12 x 24 field tile on the wall and Crema Cross-Cut 12 x 12 field tile on the floor.

Unveil Unmistakable Beauty

Inspired by the ambience of an Italian Piazza, San Michele's™ beautiful cross cut and vein cut stone-looks offer more than just understated elegance. Mosaics and trim, traditional 12 x 12 and large format tile make this a versatile series that's suited for the floor or wall from the bathroom to the foyer.

- TRAVERTINE VISUALS
 - Reveal Imaging technology recreates travertine in a durable, easy-to-clean porcelain tile
 - Varied selection of sizes in cross cut and vein cut stone-looks from mosaic to large format
- ENVIRONMENTAL RESPONSIBILITY
 - 50% pre-consumer recycled content makes it an excellent choice for environmentally conscious consumers
 - Meets LEED certification requirements

 PRE-CONSUMER RECYCLED MATERIALS

 REVEAL IMAGING®

 TRU EDGE

 CERTIFIED PORCELAIN TILE
0.5% or less water absorption

FIELD TILE



CREMA SI30 CROSS-CUT



DORATO SI31 CROSS-CUT




MOKA SI32 CROSS-CUT



CREMA SI40 VEIN-CUT



DORATO SI41 VEIN-CUT



MOKA SI42 VEIN-CUT


2 x 4 MOSAICS (CROSS-CUT)



CREMA SI30



DORATO SI31



MOKA SI32

DECORATIVE ACCENTS



CREMA SI50
2 x 12 Decorative Accent



DORATO SI51
2 x 12 Decorative Accent




MOKA SI52
2 x 12 Decorative Accent

SAN MICHELE™

GLAZED PORCELAIN with REVEAL IMAGING®

SIZES

			Thickness	Sq. Ft. per Carton	Pieces Per Carton
	24 x 24 Field Tile (23-1/4" x 23-1/4") (59.48 cm x 59.48 cm)		3/8"	15.20	4
	12 x 24 Field Tile Cross-cut (11-5/8" x 23-7/16") (29.56 cm x 59.44 cm)		3/8"	15.20	8
	12 x 24 Field Tile* Vein-cut (11-1/2" x 23-7/16") (29.56 cm x 59.44 cm)		3/8"	15.20	8
	18 x 18 Field Tile (17-1/2" x 17-1/2") (45.50 cm x 45.50 cm)		3/8"	17.04	8
	12 x 12 Field Tile (11-1/2" x 11-1/2") (29.56 cm x 29.56 cm)		3/8"	10.34	11
	2 x 4 Mosaic** (Mesh-mounted on 12" x 12" Sheet) (11-1/2" x 11-1/2" Sheet) (29.56 cm x 29.56 cm Sheet)		3/8"	11.28	12
	2 x 12 Decorative Accent (1-3/4" x 12") (4.50 cm x 29.58 cm)		3/8"	--	10

* Vein-cut is only available in 12 x 24.

** Mosaic is only available in cross-cut.

FLOOR APPLICATIONS

	Target DCOF wet	Suitable
Dry & Level – Interior	N/A	✓
Wet & Level – Interior	≥ 0.42	✓
Exterior Applications; Pool Decking & Other Wet Areas with Minimal Footwear	≥ 0.60	
Ramps & Inclines	≥ 0.65	

A DCOF value of ≥ 0.42 is the standard for tiles specified for level interior spaces expected to be walked upon when wet, as stated in ANSI A137.1-2012, Section 9.6. For more information about DCOF and the DCOF AcuTest™, visit daltile.com/DCOF.

OTHER APPLICATIONS



	Suitable
Walls/Backsplashes	✓
Countertops	✓
Pool Linings	✓*

APPLICATION NOTES:

* Mosaic only


Suitable for exterior applications in freezing and non-freezing climates when proper installation methods are followed.

TRIM

Type	Number	Size	Pieces Per Carton
 Bullnose (Cross-cut)	S-43C9S	3 x 12	30
 Bullnose (Vein-cut)	S-43C9S	3 x 12	30

Bullnose trim is intended to coordinate with floor field tile in the standard 90-degree installation position.

INSTALLATION

Grout Joint Recommendation	Shade Variation
1/8" (3/16" when multiple sizes are installed in a modular pattern, and when installed in a staggered brick-joint pattern; overlap should not exceed 33%)	 High (V3)

TEST RESULTS

	ASTM#	Result
Water Absorption	C373	< 0.5%
Breaking Strength	C648	> 275 lbs.
Scratch Hardness	MOHS	8.0
Chemical Resistance	C650	Resistant
Abrasion Resistance	C1027	4

For additional information, visit daltile.com/information/TestResults.

NOTES

Special consideration needs to be given when installing tiles greater than 15 inches. Please refer to daltile.com/LargeTiles for more information.

Use of a latex modified thin-set is recommended for installation.

Since there are variations in all fired ceramic products, tile and trim supplied for your particular installation may not match these samples. Final color selection should be made from actual tiles and trim and not from tile samples or color reproductions. Manufactured in accordance with ANSI A137.1 standards.

Water, oil, grease, etc. create slippery conditions. Floor applications with exposure to these conditions require extra caution in product selection. Not for use on ramps.

For additional information refer to "Factors to Consider" at daltile.com/Factors.



DESIGNED TO HELP EARN LEED™ CREDITS. For more detailed information, visit daltilegreenworks.com.



SCAN QR CODE FOR PRODUCT INFORMATION

Get a QR Code reader at: GET.DALTILE.COM



7834 C. F. Hawn Freeway,
Dallas, Texas 75217 | 1.800.933.TILE

To view the complete collection of Daltile® products and information, visit our website at daltile.com.



IMAGINE WHAT'S POSSIBLE™

©2016 Dal-Tile Corporation (7/16)