



FLOOR

WILLOW BEND™

GLAZED PORCELAIN with REVEAL IMAGING®

 **daltile**®
IMAGINE WHAT'S POSSIBLE™



Above and cover photos feature Willow Bend™ Dark Brown 6 x 24 on the floor.

Delightful Style With Dramatic Size

Make your space more inviting with the delightful design of Willow Bend. Using Reveal Imaging® to create crisp and stunning graphics, this wood look porcelain tile inspires serenity. Offered in a 6 x 24 plank and featuring an even larger 6 x 36 size, Willow Bend embraces both traditional and modern style.

- **IN-DEMAND COLORS AND SIZE**
 - Two versatile plank sizes: 6 x 24 and an even larger 6 x 36 plank
 - Popular wood colors including white, smoky brown and dark brown
 - Reveal Imaging® Technology creates crisp and stunning graphics
- **DURABLE DESIGN**
 - Ease of maintenance and durability perfect for high traffic areas
 - Designed for both residential and commercial settings



**PRE-CONSUMER
RECYCLED MATERIALS**



MADE IN THE U.S.A.



REVEAL IMAGING®

All or select items within this series meet the requirements for these qualifications. For more product information, visit daltile.com.

**CERTIFIED
PORCELAIN
TILE**
0.5% or less water absorption

WILLOW BEND™

GLAZED PORCELAIN with REVEAL IMAGING®

FLOOR TILE



WHITE WB01



DARK BROWN WB03





SMOKY BROWN WB02

WILLOW BEND™

GLAZED PORCELAIN with REVEAL IMAGING®

SIZES

			Thickness	Sq. Ft. per Carton	Pieces per Carton
	6 x 36 Floor Tile	(5-7/8" x 35-7/16") (15.00 cm x 90.00 cm)	5/16"	13.05	9
	6 x 24 Floor Tile	(6-1/16" x 23-7/8") (15.40 cm x 60.60 cm)	5/16"	14.53	15

FLOOR APPLICATIONS

	Target DCOF wet	Suitable
Dry & Level – Interior	N/A	✓
Wet & Level – Interior	≥ 0.42	✓
Exterior Applications; Pool Decking & Other Wet Areas with Minimal Footwear	≥ 0.60	
Ramps & Inclines	≥ 0.65	

A DCOF value of ≥ 0.42 is the standard for tiles specified for level interior spaces expected to be walked upon when wet, as stated in ANSI A137.1-2012, Section 9.6. For more information about DCOF and the DCOF AcuTest™, visit daltile.com/DCOF.


OTHER APPLICATIONS

	Suitable
Walls/Backsplashes	✓
Countertops	✓
Pool Linings	

APPLICATION NOTES:

Suitable for exterior applications in freezing and non-freezing climates when proper installation methods are followed.

INSTALLATION

Grout Joint Recommendation	Shade Variation
3/16" (when installed in a staggered brick-joint pattern; overlap should not exceed 33%)	 High (V3)

TEST RESULTS

	ASTM#	Result
Water Absorption	C373	< 0.5%
Breaking Strength	C648	> 275 lbs
Scratch Hardness	MOHS	8.0
Chemical Resistance	C650	Resistant
Abrasion Resistance	C1027	2 (WB03); 3 (WB02) 4 (WB01)

For additional information, visit daltile.com/information/TestResults.

NOTES

Special consideration must be given when installing tiles greater than 15 inches. Please refer to daltile.com/LargeTiles for more information. Use of a latex modified thin-set is recommended for installation.

Since there are variations in all fired ceramic products, tile and trim supplied for your particular installation may not match these samples. Final color selection should be made from actual tiles and trim and not from tile samples or color reproductions. Manufactured in accordance with ANSI A137.1 standards.

Water, oil, grease, etc. create slippery conditions. Floor applications with exposure to these conditions require extra caution in product selection. Not for use on ramps.

For additional information refer to "Factors to Consider" at daltile.com/Factors.



DESIGNED TO HELP EARN LEED™ CREDITS. For more detailed information, visit daltilegreenworks.com.



SCAN QR CODE FOR PRODUCT INFORMATION

Get a QR Code reader at: GET.DALTILE.COM



7834 C. F. Hawn Freeway,
Dallas, Texas 75217 | 1.800.933.TILE

To view the complete collection of Daltile® products and information, visit our website at daltile.com.



IMAGINE WHAT'S POSSIBLE™

©2017 Daltile (1/17)