



WALL

**RITTENHOUSE SQUARE™**  
GLAZED CERAMIC

 **daltile®**  
IMAGINE WHAT'S POSSIBLE™



Cover photo features Rittenhouse Square™ Arctic White 3 x 6 wall tile on the sink backsplash. Above photo features Rittenhouse Square™ Elemental Tan 3 x 6 wall tile on the kitchen backsplash.

## Classic Elegance

Fall in love with the time-honored look of Rittenhouse Square. This trendy, yet enduring collection has a color palette vast enough to fit any style.

- DESIGN VERSATILITY
  - Subway tile that works with traditional or modern design styles
  - Vast color palette works with a multitude of color schemes
- COORDINATING OPTIONS
  - Coordinating brick-joint mosaic and trim available
  - Colors coordinate with Modern Dimensions™ and Semi-Gloss™ and Matte™ lines, offering more design options



**POST-CONSUMER RECYCLED MATERIALS**



**PRE-CONSUMER RECYCLED MATERIALS**

All or select items within this series meet the requirements for these qualifications. For more information visit [daltile.com](http://daltile.com).

### USAGE

Floors

Walls

Countertops




W

C


# RITTENHOUSE SQUARE™

GLAZED CERAMIC


## SEMI-GLOSS



ARCTIC WHITE  
0190 (2) ■■ ■+



WHITE  
0100 (2) ■■ ■+



WHITE  
K101 (2) ■



BISCUIT  
K175 (2) ■+



ALMOND  
0135 (2) ■■ ■



ALMOND  
K165 (2) ■



URBAN PUTTY  
0161 (3)



ARCHITECTURAL  
GRAY 0109 (3)



DESERT GRAY  
X114 (2) +



ELEMENTAL  
TAN 0166 (3)



BLACK  
K111 (3) ■

## MADE-TO-ORDER COLORS



CRISP LINEN  
0139 (4)



CORN SILK  
0160 (4)



LUMINARY  
GOLD 0142 (4)



GOLD COAST  
0191 (4)



SUNFLOWER  
DH50 (4)



GARDEN SPOT  
0141 (4)




SPA  
0148 (4)



AQUA GLOW  
0197 (4)



WATERFALL  
0169 (4)



ICE GREY  
K176 (4)



SUEDE GREY  
0182 (4)



UPTOWN TAUPE  
0132 (4)



MATTE UPTOWN  
TAUPE 0732 (4)



ARTISAN  
BROWN 0144 (3)



MATTE ARTISAN  
BROWN 0744 (3)



GALAXY  
1469 (4)



COBALT  
DM14 (4) ★




NAVY  
K189 (4) ★



VERMILLION  
ODM1 (5) ★

## MATTE



MATTE ARCTIC  
WHITE 0790 (1) +



MATTE BISCUIT  
K775 (1) +



MATTE ALMOND  
X735 (1)



MATTE URBAN  
PUTTY 0761 (3)



MATTE  
ARCHITECTURAL  
GRAY 0709 (3)



MATTE DESERT  
GRAY X714 (2)



MATTE  
ELEMENTAL TAN  
0766 (3)



MATTE BLACK  
K711 (3)

## BEVEL WALL TILE



ARCTIC WHITE 0190  
MATTE ARCTIC  
WHITE 0790



WHITE 0100



BISCUIT K175  
MATTE BISCUIT K775



DESERT GRAY X114

## DECORATIVE ACCENT



**SHELF RAIL**  
(Available in Arctic White 0190, White 0100, White K101, Biscuit K175, Almond 0135, Almond K165, and Black K111)

(1), (2), (3), (4) and (5) indicate Price Groups, (1) being the least expensive. All colors available in 3 x 6 flat wall tile.

Made-to-order colors require 6-8 weeks for delivery from date of order.

■ 2 x 4 brick-joint size available. Other colors (including matte finish) available via special order (not available in group 4 colors).

■ Shelf Rail available

+ 3 x 6 Bevel tile available; other colors available through ColorMatch™.

★ Subject to crazing; black grout not recommended.

WALL

# RITTENHOUSE SQUARE™

GLAZED CERAMIC

## SIZES

			Thickness	Sq. Ft./ Carton	Pieces/ Carton
	3 x 6 Wall Tile	(3" x 6") (760 cm x 15.20 cm)	5/16"	12.50	100
	3 x 6 Bevel Wall Tile	(3" x 6") (760 cm x 15.20 cm)	3/8"	10.40	80
	2 x 4 Brick-joint mosaic (Dot-mounted)	(12" x 12" Sheet) (30.48 cm x 30.48 cm Sheet)	1/4"	10.00	12
	2 x 6 Shelf Rail	(2-3/16" x 6") (5.50 cm x 15.20 cm)	N/A	N/A	8
	2 x 2 Shelf Rail Corner	(2-3/16" x 2-3/16") (5.50 cm x 5.50 cm)	N/A	N/A	12

## APPLICATIONS

	Target DCOF wet	Suitable
Dry & Level – Interior Floor	N/A	
Wet & Level – Interior Floor	≥ 0.42	
Shower Floors (Residential or Light Commercial)	≥ 0.42	
Exterior Floor Applications (including pool decking & other wet areas with minimal footwear)	≥ 0.60	
Ramps & Inclines	≥ 0.65	
Walls/Backsplashes	N/A	✓
Countertops	N/A	✓*▲
Pool Linings	N/A	✓

A DCOF value of ≥ 0.42 is the standard for tiles specified for level interior spaces expected to be walked upon when wet, as stated in ANSI A137.1-2012, Section 9.6. For more information about DCOF and the DCOF AcuTest™, visit [daltile.com/DCOF](http://daltile.com/DCOF).







### APPLICATION NOTES:

Suitable for exterior applications in non-freezing climates, when proper installation methods are followed.


\* Beveled and semi-gloss tile not suitable for countertops.

▲ Darker colors may show scratches.

## TRIM

Type	Number	Size	Pieces/ Carton
 Wall Bullnose (on 6" side)	S-4369	3 x 6	100
 Wall Bullnose (on 3" side)	S-4639	3 x 6	100
 Wall Bullnose Corner Right	SCR-4369	3 x 6	100
 Wall Bullnose Corner Left	SCL-4369	3 x 6	100
 Cove Base	A-3361	3 x 6	36
 Cove Base Corner Right	SCR-3361	3 x 6	36
 Cove Base Corner Left	SCL-3361	3 x 6	36

## INSTALLATION

Grout Joint Recommendation	Shade Variation
Wall: 1/16" Mosaic: 1/8"	 Low (V1)

## PERFORMANCE CHARACTERISTICS

	ASTM#	Wall Result	Mosaic Result
Water Absorption	C373	< 20.0%	< 3.0%
Breaking Strength	C648	120-230 lbs	> 250 lbs
Scratch Hardness	MOHS	4.0-6.0	6.0-7.5
Chemical Resistance	C650	Resistant	Resistant
Abrasion Resistance	C1027	N/A	N/A

For additional information on test results, visit us at: [daltile.com/information/TestResults](http://daltile.com/information/TestResults).

## NOTES

Since there are variations in all fired ceramic products, tile and trim supplied for your particular installation may not match these samples. Final color selection should be made from actual tiles and trim and not from tile samples or color reproductions. Manufactured in accordance with ANSI A137.1 standards.

For additional information refer to "Factors to Consider" at [daltile.com/Factors](http://daltile.com/Factors).



DESIGNED TO HELP EARN LEED™  
CREDITS. For more detailed information,  
visit [daltilegreenworks.com](http://daltilegreenworks.com).

7834 C.F. Hawn Freeway,  
Dallas, Texas 75217 | 1.800.933.TILE

To view the complete collection of  
Daltile® products and information,  
visit our website at [daltile.com](http://daltile.com).



IMAGINE WHAT'S POSSIBLE™

©2017 Daltile (12/17)