



DECORATIVE

# INFINITE MIRAGE™

METAL & STONE MOSAICS

 **daltile**®  
IMAGINE WHAT'S POSSIBLE™



Cover and above photos feature Infinite Mirage™ Eternal Dream hexagon mosaic on the wall.

## Escape To A Transcendent Design Oasis

The beauty of the Infinite Mirage™ collection draws inspiration from shimmering pools that are reflected in this smooth, hexagonal mosaic. A rich combination of lustrous brushed metal and deep natural stone mimics the intensity of lapping water, sparkling and pure. This collection offers design serenity with substantial variation that covers the entire color spectrum, perfect for those looking to add a modern twist to décor.

- DESIGN FROM EVERY ANGLE
  - Dynamic color differentiation for a multi-dimensional look
  - Features a unique, stretched hexagonal mosaic
- THE IDEAL SPOTLIGHT
  - Aluminum and natural stone visuals add a luminous finish
  - Available in four opalescent color blends

### USAGE

Floors

Walls

Countertops




W



Professional  
TILE SOLUTIONS

1 x 4 HEXAGON MOSAIC



TIMELESS ILLUSION IM04



ETERNAL DREAM IM05



ENDLESS REVERIE IM06




FOREVER AURA IM07

# INFINITE MIRAGE™

METAL & STONE MOSAICS

## SIZES

		Thickness	Sq. Ft./ Carton	Pieces/ Carton
	Hexagon Mosaic (Mesh-mounted on 12" x 12" Sheet)	3/8"	8.80	11
	(12-1/8" x 11-7/8" Sheet) (30.81 cm x 30.17 cm Sheet)			

## APPLICATIONS


	Target DCOF wet	Suitable
Dry & Level – Interior Floor	N/A	
Wet & Level – Interior Floor	≥ 0.42	
Shower Floors (Residential or Light Commercial)	≥ 0.42	
Exterior Floor Applications (including pool decking & other wet areas with minimal footwear)	≥ 0.60	
Ramps & Inclines	≥ 0.65	
Walls/Backsplashes	N/A	✓
Countertops	N/A	
Pool Linings	N/A	

A DCOF value of ≥ 0.42 is the standard for tiles specified for level interior spaces expected to be walked upon when wet, as stated in ANSI A137.1-2012, Section 9.6. For more information about DCOF and the DCOF AcuTest™, visit [daltille.com/DCOF](http://daltille.com/DCOF).

### APPLICATION NOTES:

Suitable for exterior applications in non-freezing climates, when proper installation methods are followed.

## INSTALLATION

Grout Joint Recommendation	Shade Variation
1/8" Approximately	 Random (V4)

## PERFORMANCE CHARACTERISTICS

	ASTM#	Result
Water Absorption	C373	< 0.5%
Breaking Strength	C648	> 100 lbs
Scratch Hardness	MOHS	4.0
Chemical Resistance	C650	Resistant
Abrasion Resistance	C1027	N/A

For additional information on test results, visit us at: [daltille.com/information/TestResults](http://daltille.com/information/TestResults).

## NOTES

For additional information refer to "Factors to Consider" at: [daltille.com/Factors](http://daltille.com/Factors).

Random visuals enhance the natural beauty of this product. To achieve optimal results, all tile should be selected from multiple cartons and shading and graphic arrangement planned prior to installation.

Since there are variations in all glass products, tile and trim supplied for your particular installation may not match samples. Final confirmation should be made from actual tiles and trim prior to installation. Manufactured in accordance with ANSI A137.2 standards. Use of a white latex modified thin-set is recommended for installation.

Stone is sealed at the factory and should be resealed regularly as part of normal maintenance.



DESIGNED TO HELP EARN LEED™ CREDITS. For more detailed information, visit [daltillegreenworks.com](http://daltillegreenworks.com).



SCAN QR CODE FOR PRODUCT INFORMATION

Get a QR Code reader at: [GET.DALTILE.COM](http://GET.DALTILE.COM)



7834 C. F. Hawn Freeway, Dallas, Texas 75217 | 1.800.933.TILE

To view the complete collection of Daltille® products and information, visit our website at [daltille.com](http://daltille.com).



©2017 Daltille (4/17)