



FLOOR

**VERANDA SOLIDS™**  
COLORBODY™ PORCELAIN

 **daltile®**  
IMAGINE WHAT'S POSSIBLE™



Cover photo features Veranda Solids™ Suede 20 x 20 and Dune 6-1/2 x 20 and 6-1/2 x 6-1/2 on the floor. Featured in THE NEW AMERICAN HOME.  
Above photo features Veranda Solids™ Gunmetal 20 x 20 in a grid pattern on the floor.

## Contemporary Style Meets Earthy Inspiration

Veranda Solids™, emulating stained concrete, adds contemporary style to any room. This versatile collection integrates earthy colors with elemental inspiration like leather, pearls, suede and steel. Adding to its appeal, Veranda Solids is available in large-format and linear sizes with coordinating mosaic and decorative accents.

- VERSATILE OPTIONS
  - Available in several sizes including large-format
  - Large color palette inspired by earthy elements
- HARMONIZING DESIGN
  - Collection includes coordinating mosaics and decorative borders and corners for additional design options

 PRE-CONSUMER  
RECYCLED MATERIALS

 LINEAR OPTIONS

 TRU-EDGE

 CERTIFIED  
PORCELAIN  
TILE  
0.5% or less water absorption

FLOOR TILE



RUST P502 (1)




PEARL P520 (1)




FOG P542 (1)



DUNE P527 (1)




SAND P505 (1)




STEEL P500 (1)



ROCK P543 (1)




TITANIUM P523 (1)




GRAVEL P501 (1)




GOLD P521 (1)




SADDLE P540 (1)




LEATHER P506 (1)




PATINA P522 (1)



TERRAIN P541 (1)




ZINC P503 (1)




RAWHIDE P525 (1)




OCEAN P545 (1)



SAPPHIRE P551 (2)



SUEDE P524 (1)



GUNMETAL P504 (1)

DECORATIVE ACCENTS



DECO J P519  
3 x 20 Border  
(Fog, Rock)



DECO J  
P519  
3 x 3 Corner



DECO D P513  
3 x 20 Border  
(Pearl, Titanium)



DECO D  
P513  
3 x 3 Corner



DECO C P512  
3 x 20 Border  
(Sand, Leather)



DECO C  
P512  
3 x 3 Corner



DECO B P511  
3 x 20 Border  
(Steel, Gunmetal)



DECO B  
P511  
3 x 3 Corner



DECO F P515  
3 x 20 Border  
(Dune, Suede)



DECO F  
P515  
3 x 3 Corner



DECO H P517  
3 x 20 Border  
(Terrain, Saddle)



DECO H  
P517  
3 x 3 Corner



DECO A P510  
3 x 20 Border  
(Zinc, Rust, Gravel)



DECO A  
P510  
3 x 3 Corner



DECO E P514  
3 x 20 Border  
(Gold, Rawhide)











DECO E  
P514  
3 x 3 Corner

FLOOR

# VERANDA SOLIDS™



COLORBODY™ PORCELAIN

## SIZES

			Thickness	Sq. Ft. per Carton	Pieces per Carton
	20 x 20 Floor Tile	(19-1/2" x 19-1/2") (49.20 cm x 49.20 cm)	3/8"	15.51	6
	13 x 20 Floor Tile	(12-7/8" x 19-1/2") (32.80 cm x 49.20 cm)	3/8"	10.32	6
	13 x 13 Floor Tile	(12-7/8" x 12-7/8") (32.80 cm x 32.80 cm)	3/8"	11.44	10
	6-1/2 x 20 Floor Tile	(6-3/8" x 19-1/2") (16.20 cm x 49.20 cm)	3/8"	10.32	12
	6-1/2 x 6-1/2 Floor Tile	(6-3/8" x 6-3/8") (16.20 cm x 16.20 cm)	3/8"	9.16	32
	3 x 3* Mosaic	(12-7/8" x 12-7/8" Sheet) (32.80 cm x 32.80 cm Sheet)	3/8"	5.71	5
	3 x 20 Decorative Border	(3" x 19-3/4") (7.50 cm x 50.00 cm)	3/8"	--	6
	3 x 3 Decorative Corner	(3" x 3") (7.50 cm x 7.50 cm)	3/8"	--	5

\* Not available in P502, P503, P521, P525 and P551.

## LINEAR OPTIONS™ SIZES – SOLIDS

			Sq. Ft. per Carton	Pieces per Carton
	3-1/4 x 20 Floor Tile	(3-1/4" x 19-1/2") (7.96 cm x 49.20 cm)	4.16	10
	6-1/2 x 13 Floor Tile	(6-3/8" x 12-7/8") (16.20 cm x 32.80 cm)	14.30	25

Additional linear and rectangular sizes available through Linear Options,™ Daltile's linear cutting service.

## FLOOR APPLICATIONS

	Target DCOF wet	Suitable
Dry & Level – Interior	N/A	✓
Wet & Level – Interior	≥ 0.42	✓
Exterior Applications; Pool Decking & Other Wet Areas with Minimal Footwear	≥ 0.60	
Ramps & Inclines	≥ 0.65	

A DCOF value of ≥ 0.42 is the standard for tiles specified for level interior spaces expected to be walked upon when wet, as stated in ANSI A137.1-2012, Section 9.6. For more information about DCOF and the DCOF AcuTest™, visit [daltile.com/DCOF](http://daltile.com/DCOF).

## OTHER APPLICATIONS

	Suitable
Walls/Backsplashes	✓
Countertops	✓
Pool Linings	✓*

### APPLICATION NOTES:

\* Mosaic only

Suitable for exterior applications in freezing and non-freezing climates when proper installation methods are followed.



DESIGNED TO HELP EARN LEED™ CREDITS. For more detailed information, visit [daltilegreenworks.com](http://daltilegreenworks.com).

SCAN QR CODE FOR PRODUCT INFORMATION

Get a QR Code reader at: [GET.DAL TILE.COM](http://GET.DAL TILE.COM)




## TRIM

Type	Number	Size	Pieces per Carton
 Bullnose	S-44K9M	4 x 20	10
 Cove Base	S-36E9T	6 x 13	22
 Cove Base Outcorner	SC-36E9T	1 x 6	15

Bullnose, cove base, and cove base corner trim are intended to coordinate with floor tile in the standard 90-degree installation position.

## INSTALLATION

Grout Joint Recommendation	Shade Variation
1/8" (3/16" when installing tile with a length 15" or greater in a staggered brick-joint pattern; overlap should not exceed 33%)	 High (V3)

## TEST RESULTS

	ASTM#	Result
Water Absorption	C373	< 0.5%
Breaking Strength	C648	> 500 lbs.
Scratch Hardness	MOHS	8.0
Chemical Resistance	C650	Resistant

## NOTES

Special consideration must be given when installing tiles greater than 15 inches. Please refer to [daltile.com/LargeTiles](http://daltile.com/LargeTiles) for more information.

Special care should be taken when grouting with dark pigmented colors. A grout release is recommended to prevent finely powdered pigments from lodging in the pores of the surface. Use of a latex modified thin-set is recommended for installation.

Since there are variations in all fired ceramic products, tile and trim supplied for your particular installation may not match these samples. Final color selection should be made from actual tiles and trim and not from tile samples or color reproductions. Manufactured in accordance with ANSI A137.1 standards.

Water, oil, grease, etc. create slippery conditions. Floor applications with exposure to these conditions require extra caution in product selection. Not for use on ramps.

For additional information refer to "Factors to Consider" at [daltile.com/Factors](http://daltile.com/Factors).

7834 C. F. Hawn Freeway,  
Dallas, Texas 75217 | 1.800.933.TILE

To view the complete collection of Daltile® products and information, visit our website at [daltile.com](http://daltile.com).



IMAGINE WHAT'S POSSIBLE™

©2016 Daltile (12/16)