



FLOOR | WALL

CONSULATE™

STONE ATTACHÉ™ COLLECTION – COLORBODY™ PORCELAIN

 **daltile**®
IMAGINE WHAT'S POSSIBLE™



Cover photo features Quartzite Embassy Silver textured 24 x 48 on the floor.
Above photo features Antique Concierge Sand 24 x 48 on the floor.

Embody the Beauty and Strength of Stone with Consulate™

There's nothing quite like the sheer visual drama of stone, which is perfectly captured in both Consulate Antique and Consulate Quartzite. The Antique and Quartzite visuals will make any commercial or residential setting extraordinary. Consulate ColorBody™ porcelain tile displays a variety of natural patterns, complemented by mosaics whose intensity is even more pronounced.

- VISUAL STRENGTH

- Antique visual conveys the smooth look of recovered, aged marble; Quartzite visual maximizes the intensity of quartzite's natural texture and richness
- Both visuals offer unique and dramatic shade variations and veining to appeal to the most exquisite tastes

- SOPHISTICATED OPTIONS

- Large format 12 x 24 and 24 x 48 sizes are offered
- Linear mosaic available in Antique visual



PRE-CONSUMER
RECYCLED MATERIALS



TRU-EDGE



FIELD TILE

All colors available in Unpolished & Textured



CONCIERGE SAND ANTIQUE CS06



LIAISON BEIGE QUARTZITE CS08



PREMIER GREY ANTIQUE CS05



EMBASSY SILVER QUARTZITE CS07

RANDOM LINEAR MOSAIC

Colors available in Unpolished



CONCIERGE SAND ANTIQUE CS06



PREMIER GREY ANTIQUE CS05

CONSULATE™

STONE ATTACHÉ™ COLLECTION – COLORBODY™ PORCELAIN

SIZES

			Thickness	Sq. Ft. per Carton	Pieces per Carton
	24 x 48 Field Tile (Unpolished)	(23-7/16" x 47") (59.50 cm x 119.30 cm)	3/8"	15.50	2
	12 x 24 Field Tile (Unpolished & Textured)	(11-11/16" x 23-7/16") (29.65 cm x 59.50 cm)	3/8"	9.70	5
	Random Linear Mosaic ♦ (Unpolished)	(12" x 24" Sheet)	3/8"	7.76	4

♦ Available in Antique colors only.

FLOOR APPLICATIONS

	Target DCOF wet	Suitable
Dry & Level – Interior	N/A	✓
Wet & Level – Interior	≥ 0.42	✓
Exterior Applications; Pool Decking & Other Wet Areas with Minimal Footwear	≥ 0.60	✓*
Ramps & Inclines	≥ 0.65	

A DCOF value of ≥ 0.42 is the new standard for tiles specified for commercial application in standard A1371–2012, Section 9.6. It replaces the SCOF value of ≥ 0.60 referenced in ASTM C1028. For more information on the correlation between the two values and about the DCOF AcuTest™, visit www.daltile.com/dcof.

OTHER APPLICATIONS




	Suitable
Walls/Backsplashes	✓
Countertops	✓
Pool Linings	

APPLICATION NOTES:

* Textured surface only


Suitable for exterior applications in freezing and non-freezing climates when proper installation methods are followed.

TRIM

Type	Number	Size	Pieces per Carton
 Bullnose (Unpolished)	S-43F9	3 x 24	15
 Cove Base	S-36C9T	6 x 12	20
 Cove Base Corner	SC-36C9T	1 x 6	10

Bullnose, cove base and cove base corner trim are intended to coordinate with floor field tile in the standard 90-degree installation position.

INSTALLATION

Grout Joint Recommendation	Shade Variation
1/8" (3/16" when multiple sizes are installed in a modular pattern, and when rectangular size is installed in a staggered brick-joint pattern; overlap should not exceed 33%)	 Random (V4)

TEST RESULTS

	ASTM#	Result
Water Absorption	C373	< 0.5%
Breaking Strength	C648	> 300 lbs.
Scratch Hardness	MOHS	8.0
Chemical Resistance	C650	Resistant

NOTES

Special consideration needs to be given when installing tiles 20" and larger. Please refer to daltile.com/LargeTiles for more information.

Strong random shading enhances the natural beauty of this product. To achieve optimal results, tile should be selected from multiple cartons and shading arrangement planned prior to installation.

Special care should be taken when grouting with dark pigmented colors. A grout release is recommended to prevent finely powdered pigments from lodging in the pores of the surface. Use of a latex modified thin-set is recommended for installation.

Since there are variations in all fired ceramic products, tile and trim supplied for your particular installation may not match these samples. Final color selection should be made from actual tiles and trim and not from tile samples or color reproductions. Manufactured in accordance with ANSI A137.1 standards.

Water, oil, grease, etc. create slippery conditions. Floor applications with exposure to these conditions require extra caution in product selection. Not for use on ramps.

For additional information refer to "Factors to Consider" at daltile.com/Factors.



DESIGNED TO HELP EARN LEED™ CREDITS. For more detailed information, visit daltilegreenworks.com.

SCAN QR CODE FOR PRODUCT INFORMATION

Get a QR Code reader at: GET.DAL TILE.COM



7834 C. F. Hawn Freeway, Dallas, Texas 75217 | 1.800.933.TILE

To view the complete collection of Daltile® products and information, visit our website at daltile.com.



IMAGINE WHAT'S POSSIBLE™

©2016 Dal-Tile Corporation (3/16)