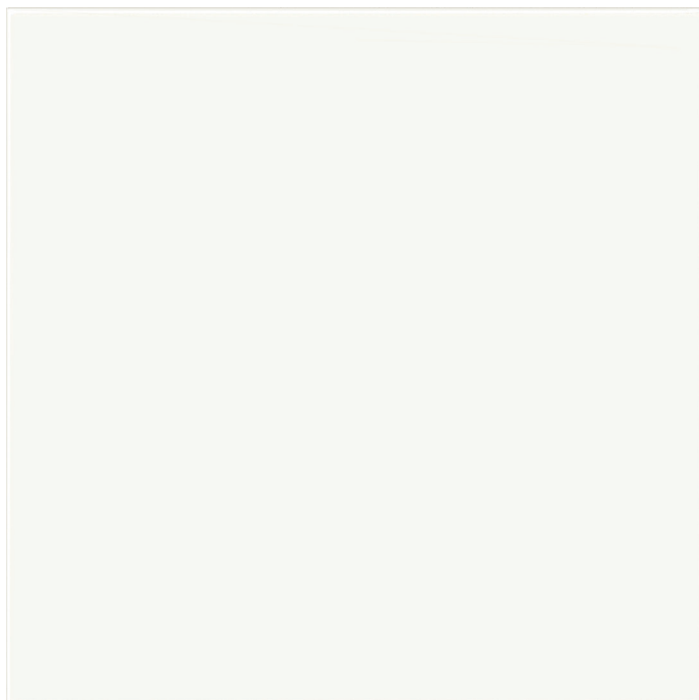



WALL

**LARGO™**  
GLAZED CERAMIC


WALL TILE



WHITE LR94



ALMOND LR95



LIGHT GREY LR93








**POST-CONSUMER  
RECYCLED MATERIALS**



**PRE-CONSUMER  
RECYCLED MATERIALS**

All or select items within this series meet the requirements for these qualifications. For more information visit [daltile.com](http://daltile.com).

## SIZES

			Thickness	Sq. Ft./ Carton	Pieces/ Carton
	4 x 16 Wall Tile ■	(3-15/16" x 15-13/16") (10.00 cm x 40.20 cm)	5/16"	10.75	25
	4 x 12 Wall Tile ■	(3-15/16" x 11-13/16") (10.00 cm x 30.00 cm)	5/16"	9.92	31
	6 x 6 Wall Tile	(6" x 6") (15.20 cm x 15.20 cm)	5/16"	12.50	50
	4-1/4 x 4-1/4 Wall Tile	(4-1/4" x 4-1/4") (10.80 cm x 10.80 cm)	5/16"	12.50	100
	3 x 6 Wall Tile	(3" x 6") (7.62 cm x 15.20 cm)	5/16"	12.50	100

■ Available in LR94 only

## APPLICATIONS

	Target DCOF wet	Suitable
Dry & Level – Interior Floor	N/A	
Wet & Level – Interior Floor	≥ 0.42	
Shower Floors (Residential or Light Commercial)	≥ 0.42	
Exterior Floor Applications (including pool decking & other wet areas with minimal footwear)	≥ 0.60	
Ramps & Inclines	≥ 0.65	
Walls/Backsplashes	N/A	✓
Countertops	N/A	
Pool Linings	N/A	✓*


A DCOF value of ≥ 0.42 is the standard for tiles specified for level interior spaces expected to be walked upon when wet, as stated in ANSI A137.1-2012, Section 9.6. For more information about DCOF and the DCOF AcuTest™, visit [daltile.com/DCOF](http://daltile.com/DCOF).

### APPLICATION NOTES:











Suitable for exterior applications in non-freezing climates, when proper installation methods are followed.

\* 6 x 6, 4-1/4 x 4-1/4, and 3 x 6 wall tile only

## INSTALLATION

Grout Joint Recommendation	Shade Variation
1/16" (When rectangular size is installed in a staggered brick-joint pattern, overlap should not exceed 33%)	 Low (V1)

## TRIM

	Type	Number	Size	Pieces/ Carton
	Wall Bullnose (16" side) ■	S-44D9	4 x 16	25
	Wall Bullnose (12" side) ■	S-44C9	4 x 12	31
	Wall Bullnose (6" side)	S-4369	3 x 6	100
	Wall Bullnose Corner	SN-4339	3 x 3	24
	Wall Bullnose (6" side)	S-4269	2 x 6	100
	Wall Bullnose Corner	SN-4269	2 x 2	25
	Radius Bullnose	A-4200	2 x 6	64
	Radius Bullnose Corner	AN-4200	2 x 2	18
	Quarter Round	A-106	1 x 6	180
	Quarter Round Corner	UC-106	1 x 1	40

■ Available in LR94 only

## PERFORMANCE CHARACTERISTICS

	ASTM#	Result
Water Absorption	C373	< 20.0%
Breaking Strength	C648	120-230 lbs
Scratch Hardness	MOHS	4.0-6.0
Chemical Resistance	C650	Resistant
Abrasion Resistance	C1027	N/A

For additional information on test results, visit us at: [daltile.com/information/TestResults](http://daltile.com/information/TestResults).

## NOTES

Since there are variations in all fired ceramic and natural products, tile and trim supplied for your particular installation may not match samples. Final confirmation should be made from actual tiles and trim prior to installation. Manufactured in accordance with ANSI A137.1 standards.

For additional information refer to "Factors to Consider" at: [daltile.com/Factors](http://daltile.com/Factors).

Special consideration needs to be given when installing tiles greater than 15 inches. Please refer to [daltile.com/LargeTiles](http://daltile.com/LargeTiles), for more information.



DESIGNED TO HELP EARN LEED™ CREDITS. For more detailed information, visit [daltilegreenworks.com](http://daltilegreenworks.com).

7834 C. F. Hawn Freeway,  
Dallas, Texas 75217 | 1.800.933.TILE

To view the complete collection of Daltile® products and information, visit our website at [daltile.com](http://daltile.com).



©2018 Daltile (7/18)