

COMING SOON! 2018 PRODUCT PREVIEW | NEW PANORAMIC LAUNCH ADDITIONS

NEW! ELEMENTAL SELECTION
(Available in matte and glossy finishes)



COMING SOON! 2018 PRODUCT PREVIEW | NEW PANORAMIC LAUNCH ADDITIONS

NEW! ELEMENTAL SELECTION
(Available in matte and glossy finishes)



TITANIUM GREY CM13



ONYX GALAXY CM14

COMING SOON! 2018 PRODUCT PREVIEW | NEW PANORAMIC LAUNCH ADDITIONS

NEW! INDUSTRIAL SELECTION
(Available in matte finish only*)

MANOR WHITE CM18



CINDER RAIL CM17

COMING SOON! 2018 PRODUCT PREVIEW | NEW PANORAMIC LAUNCH ADDITIONS

NEW! INDUSTRIAL SELECTION
(Available in matte finish only)

CHARRED NICKEL CM16

SIZES

		Thickness	Sq. Ft./ Slab
	63" x 126" Slab (160.00 cm x 320.00 cm)	1/4" (6 mm)	55.00
	64" x 127" Slab (162.00 cm x 322.00 cm)	1/2" (12 mm)	56.00

FLEXFIT™ SIZE SOLUTIONS

Standard Stocked Sizes*	Thickness
 63" x 63" (160.00 cm x 160.00 cm)	6 mm or 12 mm
 31.50" x 126" (80.00 cm x 320.00 cm)	6 mm or 12 mm
 31.50" x 63" (80.00 cm x 160.00 cm)	6 mm or 12 mm
 15.75" x 63" (40.00 cm x 160.00 cm)	6 mm or 12 mm
 31.50" x 31.50" (80.00 cm x 80.00 cm)	6 mm or 12 mm
 15.75" x 31.50" (40.00 cm x 80.00 cm)	6 mm or 12 mm
 21" x 21" (53.00 cm x 53.00 cm)	6 mm or 12 mm

PLUS – DREAM IT, DESIGN IT, WE CAN DO IT!

WITH OUR CUSTOM CUT TO SIZE PROGRAM

Request your quick quote: customquote@daltile.com

* Please allow 1-2 weeks for processing & shipping FlexFit™ standard sizes.

APPLICATIONS

	Target DCOF wet	Suitable
Dry & Level – Interior Floor	N/A	✓
Wet & Level – Interior Floor	≥ 0.42	✓*
Shower Floors (Residential or Light Commercial)	≥ 0.42	
Exterior Floor Applications (including pool decking & other wet areas with minimal footwear)	≥ 0.60	
Ramps & Inclines	≥ 0.65	
Walls/Backsplashes	N/A	✓
Countertops	N/A	✓
Pool Linings	N/A	



A DCOF value of ≥ 0.42 is the standard for tiles specified for level interior spaces expected to be walked upon when wet, as stated in ANSI A137.1-2012, Section 9.6. For more information about DCOF and the DCOF AcuTest™, visit daltile.com/DCOF.

APPLICATION NOTES:

Suitable for exterior applications in freezing and non-freezing climates, when proper installation methods are followed.

* Matte finish only.

INSTALLATION

Grout Joint Recommendation	Shade Variation
1/8"	 Medium (V2): Industrial Selection  High (V3): Elemental Selection

NOTES

Special consideration must be given when installing tiles greater than 15 inches. Please refer to ANSI A108.19 standards for Gauged Porcelain Slabs for more information.

Use of an LFT (Large Format Tile) mortar is required. Thin-set mortars are not suitable for Panoramic Porcelain Surfaces.

Since there are variations in all fired ceramic products, tile and trim supplied for your particular installation may not match these samples. Final color selection should be made from actual panels and trim and not from product samples or color reproductions.

Water, oil, grease, etc. create slippery conditions. Floor applications with exposure to these conditions require extra caution in product selection. Not for use on ramps.

For additional information refer to "Factors to Consider" at daltile.com/Factors.

SLAB FACE – BOOK MATCHED APPLICATION

Elemental Selection:
DIAMOND MINE CM12

Elemental Selection:
MOONSTONE CM11



Elemental Selection:
ONYX GALAXY CM14



USAGE

Floors	Walls	Countertops
F	W	C