



FLOOR

CONTINENTAL SLATE™

COLORBODY™ PORCELAIN FLOOR & GLAZED CERAMIC MOSAIC

 **daltile**®
IMAGINE WHAT'S POSSIBLE™



Cover photo features Continental Slate™ Egyptian Beige 3 x 3 mosaic and Tuscan Blue 12 x 12 in a grid pattern on the floor. Above photo features Continental Slate™ Tuscan Blue 12 x 12 in a grid pattern on the floor.

Get Inspired by the Natural Beauty of Slate

The intriguing colors and cleft surface of Continental Slate™ are a near perfect recreation of natural slate. Its inspired tones have a high degree of shade variation, so they complement practically any décor.

- EARTHY INSPIRATION
 - Design mimics the natural tones, shading and clefting of slate
 - Durable option to natural slate
- NATURAL DESIGN OPTIONS
 - Offered in modular sizes
 - Available with coordinating mosaic and decorative accents



**POST-CONSUMER
RECYCLED MATERIALS**



**PRE-CONSUMER
RECYCLED MATERIALS**



MADE IN THE U.S.A.

All or select items within this series meet the requirements for these qualifications. For more information visit daltile.com.

USAGE

Floors

Walls

Countertops

F

W


C

CERTIFIED
RCELAIN
TILE
0.5% or less water absorption


CONTINENTAL SLATE™

COLORBODY™ PORCELAIN FLOOR & GLAZED CERAMIC MOSAIC

COLORBODY™ PORCELAIN FLOOR TILE




BRAZILIAN GREEN CS52




PERSIAN GOLD CS54




EGYPTIAN BEIGE CS50




INDIAN RED CS51



TUSCAN BLUE CS56



MOROCCAN BROWN CS55



ENGLISH GREY CS57



ASIAN BLACK CS53


3 x 3 GLAZED CERAMIC MOSAIC




PERSIAN GOLD CS54




EGYPTIAN BEIGE CS50




BRAZILIAN GREEN CS52



TUSCAN BLUE CS56



MOROCCAN BROWN CS55



INDIAN RED CS51




ENGLISH GREY CS57



ASIAN BLACK CS53

DECORATIVE BORDER




CS70 4 x 12 DECORATIVE BORDER
Egyptian Beige/Indian Red/
Brazilian Green/Asian Black



CS71 4 x 12 DECORATIVE BORDER
Egyptian Beige/Indian Red/
Brazilian Green/Asian Black



CS74 4 x 12 DECORATIVE BORDER
Persian Gold/Tuscan Blue/
Moroccan Brown



CS75 4 x 12 DECORATIVE BORDER
Persian Gold/Tuscan Blue/
English Brown



CS72 4 x 12 DECORATIVE BORDER
Egyptian Beige/Brazilian Green/
Asian Black

CONTINENTAL SLATE™

COLORBODY™ PORCELAIN FLOOR & GLAZED CERAMIC MOSAIC

SIZES

			Thickness	Sq. Ft./ Carton	Pieces/ Carton
	18 x 18 Floor Tile	(17-13/16" x 17-13/16") (45.20 cm x 45.20 cm)	5/16"	18.00	8
	12 x 12 Floor Tile	(11-13/16" x 11-13/16") (30.00 cm x 30.00 cm)	5/16"	15.00	15
	6 x 6 Floor Tile	(5-13/16" x 5-13/16") (14.70 cm x 14.70 cm)	5/16"	11.00	44
	4 x 12 Decorative Border	(4" x 11-13/16") (10.00 cm x 30.00 cm)	5/16"	N/A	10
	3 x 3 Mosaic (Dot-mounted)	(1-15/16" x 9") (4.92 cm x 22.81 cm)	1/4"	24.00	12

APPLICATIONS

	Target DCOF wet	Suitable
Dry & Level – Interior Floor	N/A	✓
Wet & Level – Interior Floor	≥ 0.42	✓
Shower Floors (Residential or Light Commercial)	≥ 0.42	✓*
Exterior Floor Applications (including pool decking & other wet areas with minimal footwear)	≥ 0.60	
Ramps & Inclines	≥ 0.65	
Walls/Backsplashes	N/A	✓
Countertops	N/A	✓
Pool Linings	N/A	✓*

A DCOF value of ≥ 0.42 is the standard for tiles specified for level interior spaces expected to be walked upon when wet, as stated in ANSI A1371-2012, Section 9.6. For more information about DCOF and the DCOF AcuTest™, visit daltile.com/DCOF.




APPLICATION NOTES :

Floor tile suitable for exterior applications in freezing and non-freezing climates, when proper installation methods are followed.

Mosaic suitable for exterior applications in non-freezing climates, when proper installation methods are followed.

* 6 x 6 floor and mosaic tile only


TRIM

	Type	Number	Size	Pieces/ Carton
	Bullnose	P-43C9	3 x 12	30
	Cove Base	S-36C9T	6 x 12	22
	Cove Base Outcorner	SC-36C9T	1 x 6	15

Cove base trim is intended to coordinate with floor tile in the standard 90-degree installation position.

Cove base and cove corner trim are suitable for non-freezing climates only.

INSTALLATION

Grout Joint Recommendation	Shade Variation
Floor: 3/16"	 Random (V4)
Mosaic: 1/8" Approximately	

PERFORMANCE CHARACTERISTICS

	ASTM#	Floor Result	Mosaic Result
Water Absorption	C373	< 0.5%	< 3.0%
Breaking Strength	C648	> 275 lbs	> 250 lbs
Scratch Hardness	MOHS	8.0	8.0
Chemical Resistance	C650	Resistant	Resistant
Abrasion Resistance	C1027	N/A	4

For additional information on test results, visit us at: daltile.com/information/TestResults.

NOTES

Since there are variations in all fired ceramic and natural products, tile and trim supplied for your particular installation may not match actual samples. Final confirmation should be made from actual tiles and trim prior to installation. Manufactured in accordance with ANSI A1371 standards.

Not for use on ramps. Water, oil, grease, improper drainage and certain footwear can create slippery conditions. Floor applications expected to be exposed to these conditions require extra caution in product selection.

For additional information refer to "Factors to Consider" at: daltile.com/Factors.

Random visuals enhance the natural beauty of this product. To achieve optimal results, all tile should be selected from multiple cartons and shading and graphic arrangement planned prior to installation.

Special consideration needs to be given when installing tiles greater than 15 inches. Please refer to daltile.com/LargeTiles for more information.

Special care should be taken when grouting with dark pigmented colors. A grout release is recommended to prevent finely powdered pigments from lodging in the pores of the surface. Use of a latex modified thin-set is recommended for installation.



DESIGNED TO HELP EARN LEED™ CREDITS. For more detailed information, visit daltilegreenworks.com.

7834 C.F. Hawn Freeway,
Dallas, Texas 75217 | 1.800.933.TILE

To view the complete collection of Daltile® products and information, visit our website at daltile.com.



IMAGINE WHAT'S POSSIBLE™

©2018 Daltile (3/18)